PaperSnips / FREE PRINTING RESOURCE

Does your PDF print at the right size?

US Letter / 8.5 x 11 in

Load matching paper. Print this PDF at Actual Size / 100%, one page per sheet.
Disable Fit, Shrink and borderless expansion where offered. Do not print a screenshot.
Measure between the CENTRES of the end ticks or thin frame outlines, using a ruler.



2 inches / 50.8 mm

HORIZONTAL: 100 mm



0 100 mm

VERTICAL: 100 mm



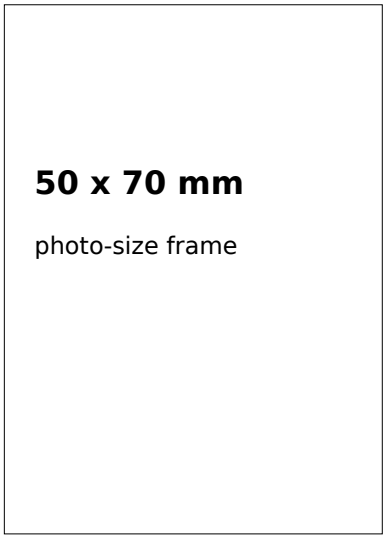

Measure width AND height.

WRITE YOUR RESULTS

Horizontal: _____ mm

Vertical: _____ mm

Frame width: ____ mm

Frame height: ___ mm

Not a passport or official ID template.

If a 100 mm line measures 95 mm, the output is about 95% scale.

Check paper size and print settings first; do not enlarge your photo layout to hide the error.

Different horizontal and vertical results need investigation, not a single scale correction.

Digital dimensions verified. No physical print tested. Not hardware or color calibration.

Independent reference, not a PaperSnips export. Free to use with any printing app.